

In accordance with ISO 14025:2006 & EN 15804:A2+2019. An EPD should provide current information and may be updated if conditions change. The stated validity is therefore subject to the continued registration and publication at www.environdec.com



ENVIRONMENTAL PRODUCT DECLARATION

of Extruded POWDER COATED Aluminium Profiles
by EXALCO S.A.

EPD PROGRAM	The international EPD System, https://environdec.com
PROGRAM OPERATOR	EPD INTERNATIONAL AB
CPC CODE	41532, Bars, rods and profiles, of aluminium
EPD REGISTRATION No	EPD-IES-0008992
PUBLICATION DATE	2023-04-07
REVISION DATE	2024-07-23
VALID UNTIL	2028-04-06
GEOGRAPHICAL SCOPE	Global



COMPANY INFORMATION

EXALCO S.A. Aluminium Industry was founded in 1973 with headquarters in Larissa. As an integral part of the Greek Aluminium History, the company's name is linked with the tradition, experience, development and quality of its products and services.

EXALCO is an integrated industrial unit producing aluminium profiles of various shapes, having the capability to cover customer needs for applications within Architecture, Construction, Decoration and the Industry. Leadership and employees are focused to the continuous improvement of processes and services by providing quality products to customers in respect with social and environmental responsibility. Through the years, **EXALCO** has developed an extended sales network in domestic and foreign markets while holding a leading position within the field of the worldwide respected Hellenic Aluminium Extrusion Industry.

The plants (70,000m²) at privately owned land of 210,000m² are located in Larissa, Greece and include:

Production of aluminium profiles:

-Six extrusion presses of 1100tn, 1600tn, 1750tn, 2200tn, 2300tn and 2840tn with an annual production capacity of 60,000 tons of aluminium profiles.

Surface treatments for aluminium profiles:

- Anodising unit with an annual capacity of 6,000 tons
- New vertical and horizontal powder coating units with an annual production capacity of 18,000 tons
- Sublimation "wood effect" unit with an annual production capacity of 3,000 tons

To maintain a desired level of excellence a **Quality Management System** according to **ISO 9001:2015** is implemented overseeing all activities and tasks. Moreover, for the Construction sector EXALCO implements a **Factory Production Control System (FPC)** according to **EN 15088: 2005**, complying with the requirements for **CE Marking of Construction Products Directive (R305/2011)**.

To meet **Environmental requirements** based on **Domestic and European Regulations**, including waste management and recycling, energy saving and minimizing the carbon footprint, **EXALCO** implements a certified **Environmental Management System according to ISO 14001:2015** and an **Energy Management System according to ISO 50001:2018**.

Focusing on human aspect, EXALCO implements a certified **Occupational Health and Safety Management System according to ISO 45001:2018**.

Regarding the aluminium profiles surface treatment quality, EXALCO is certified with **Qualicoat**, **Qualideco** and **Qualanod**.

EXALCO S.A. is covered by BOKARPET GROUP Sustainability – ESG Performance. A GROUP listed on Athens Stock Exchange.

PRODUCT INFORMATION

The declared unit of the study is 1 kg of extruded anodized aluminium profiles. Aluminium profiles are used in multiple sectors:

- Building architecture, construction and decoration (windows, doors, curtain walls, partition walls, façade systems, shading systems, pergolas, railing systems, etc).
- Industrial applications (flatbars, symmetrical and asymmetrical angles, solid and hollow pipes, customized drawings).
- Profiles for mounting systems of photovoltaic panels and other types of RES.

Category	Value
Melting range	585-650 °C
Thermal Conductivity	180-220 W/m*K
Modulus of elasticity	70 GPa
Modulus of Rigidity	26,1 GPa
Poisson's Ratio	0,33

Physical properties for aluminium profiles

Alloy EN AW	Si	Fe	Cu	Mn	Mg	Cr	Zn	Ti	AL
6060	0,30-0,60	0,10-0,30	0,10	0,10	0,35-0,60	0,05	0,10	0,10	Rest
6063	0,20-0,60	0,35	0,10	0,10	0,45-0,90	0,10	0,15	0,10	Rest
6005A	0,50-0,90	0,35	0,30	0,50	0,40-0,70	0,30	0,20	0,10	Rest
6082	0,70-1,30	0,50	0,10	0,40-1,00	0,60-1,20	0,25	0,20	0,10	Rest
6101A	0,30-0,70	0,40	0,05	-	0,40-0,90	-	-	-	Rest
6101B	0,30-0,60	0,10-0,30	0,05	0,05	0,35-0,60	-	0,10	-	Rest
6106	0,30-0,60	0,35	0,25	0,05-0,20	0,40-0,80	0,20	0,10	-	Rest

Chemical composition (%) of aluminium alloys (according to EN 573-3)

Alloy Description	Temper	Wall Thick- ness t (mm)	Rm min (Mpa)	Rp 0.2 min (Mpa)	A min %	A 50mm min %	HBW (Brinell)
EN-AW 6060 AlMgSi0.5	T4	≤25	120	60	16	14	50
	T5	≤5	160	120	8	6	60
		5<t≤25	140	100	8	6	60
	T6	≤5	190	150	8	6	70
		5<t≤25	170	140	8	6	70
	T64	≤15	180	120	12	10	60
T66	≤5	215	160	8	6	75	
	5<t≤25	195	150	8	6	75	
EN-AW 6063 AlMg0.7Si	T4	≤25	130	65	14	21	50
	T5	≤3	175	130	8	6	65
		2<t≤25	160	110	7	5	65
	T6	≤10	215	170	8	6	75
		10<t≤25	195	160	8	6	75
	T64	≤15	180	120	12	10	65
T66	≤10	245	200	8	6	80	
	10<t≤25	225	180	8	6	80	
EN-AW 6005A AlSiMg	T4 OPEN	≤25	180	90	15	13	50
	T6 OPEN	≤5	270	225	8	6	90
		5<t≤10	260	215	8	6	85
		10<t≤25	250	200	8	6	85
	T4 HOLLOW	≤10	180	90	15	19	50
	T6 HOLLOW	≤5	255	215	8	6	85
5<t≤10		250	200	8	6	85	
EN-AW 6082 AlSiMgMn	T4	≤25	205	110	14	12	70
	T5	≤5	270	230	8	6	90
	T6	≤5	290	250	8	6	95
		5<t≤25	310	260	10	8	95
EN-AW 6101A AlMgSi(A)	T6	≤50	200	170	10	8	70
EN-AW 6101B AlMgSi(B)	T6	≤15	215	160	8	6	70
	T7	≤15	170	120	12	10	60
EN-AW 6106 AlMgSiMn	T6	≤10	250	200	8	6	75

Mechanical properties of profiles (according to EN 755-2)

Extruded aluminium profile		Composition	Biogenic carbon content (kg C per DU)
RAW MATERIALS	Aluminium	95%	-
	Coating powder	5%	-
PACKAGING MATERIALS	Paper sacks	1,31E-02	6,54E-03
	Plastic film	5,61E-03	0
	Wood	2,37E-02	1,19E-02
Composition for aluminium profiles			

*Billets derived from recycled aluminium account for 43% in Koulouri plant.

No substance in the "Candidate List of Substances of Very High Concern (SVHC) for authorization" exceeds 0.1% wt in the final products.

SYSTEM BOUNDARIES

The scope of the study is set to be Cradle-to-gate (A1-A3) with modules A5 C+D. The systems boundaries are strictly referred to the manufacturing plants of Koulouri and described in more detail below:

	X= Included, ND= Module Not Declared																
	Product stage			Construction stage		Use stage							End-of-life stage				D
	Raw Materials Supply	Transport	Manufacturing	Transport	Construction installation	Use	Maintenance	Repair	Replacement	Refurbishment	Operational energy use	Operational water use	De-construction and demolition	Transport	Waste processing for reuse, recovery and/or recycling	Disposal	Reuse-Recovery-Recycling-potential
Module	A1	A2	A3	A4	A5	B1	B2	B3	B4	B5	B6	B7	C1	C2	C3	C4	D
Module Declared	X	X	X	ND	X	ND	ND	ND	ND	ND	ND	ND	X	X	X	X	X
Geography	EU	EU	GR										EU	EU	EU	EU	EU
GWP-GHG share of Specific data used	13,24%			-	-	-	-	-	-	-	-	-	-	-	-	-	-
Variation products	0%			-	-	-	-	-	-	-	-	-	-	-	-	-	-
Variation sites	0%			-	-	-	-	-	-	-	-	-	-	-	-	-	-

A1: RAW MATERIAL SUPPLY

Production starts with the material supply. This module includes the mining and pretreatment processes before production (processing of raw materials, generation of electricity and fuels required for the manufacturing, recycling process of secondary materials). Primary and secondary aluminium billets are the main raw materials charged in the extrusion line. Moreover, the usage of coating powder and chemicals (mainly inorganic) is required for the coating stage of profiles.

A2: TRANSPORTATION OF RAW MATERIALS TO MANUFACTURER

Transportation is relevant to the delivery of raw materials from the supplier to the gate of manufacturing plant. Aluminium billets and other raw materials are transported to the manufacturing site from Greece, Europe and Asia. Trucks, vessels for sea transportation and trains are the main transportation means.

A3: MANUFACTURING

The manufacturing process starts with the extrusion, in which aluminium billets (primary and secondary) are forced to flow through a shaped opening in the die in order to be moulded into aluminium profiles. Extruded profiles emerge as an elongated piece with the same profile as the die opening. Afterwards, profiles undergo an electrostatic coating process with the addition of coating powder.

A5: CONSTRUCTION/INSTALLATION

This stage concerns the impact arising from the energy carrier's consumption of during installation process. It is assumed that the energy needed for the installation of aluminium profiles is negligible compared to the whole building, thus it is considered without environmental burden. Furthermore, in this stage, end-of life treatment of packaging materials and a compensation of biogenic carbon content in packaging (as stated in content information), leading to negative GWP-biogenic emissions in A1-A3 is included.

C1: DE-CONSTRUCTION AND DEMOLITION

The end-of-life stages begin with the deconstruction and demolition from the installation site and then they transferred for recycling and disposal. As a result, this stage concerns the impact arising from the diesel consumption of heavy vehicles during demolition process. It is assumed that the energy needed for the de-construction of aluminium profiles is negligible compared to the whole building, thus it is considered without environmental burden.

C2: TRANSPORTATION TO WASTE PROCESSING

Transportation of the discarded product either to the recycling site or to landfills for final disposal. As a conservative assumption, a distance of 50 km transportation to waste processing sites is assumed.

C3: WASTE PROCESSING FOR REUSE, RECOVERY AND/OR RECYCLING

According to the *European Aluminium Association*, above 90% of the aluminium for building applications is being recycled. For the study it was assumed that 90% of the aluminium is being recycled at the end-of-life of the products while the rest 10% is being disposed/landfilled. Moreover, all the amount of powder, is assumed to be landfilled.

C4: DISPOSAL

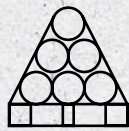
As it is mentioned above, 10% of aluminium included is assumed to be landfilled. Moreover, all the amount of powder, is assumed to be landfilled.

D: REUSE - RECOVERY - RECYCLING - POTENTIAL

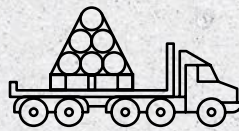
Module D consists of avoided burdens related to the potential reuse and/or recycling of the product after its end-of-life stage. The reuse/recycling rates of all components of the final product are referred above, while the recycled content of aluminium in the feed is 43%.



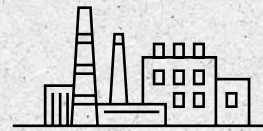
FLOW DIAGRAM



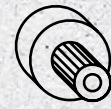
A1:
RAW MATERIAL
SUPPLY



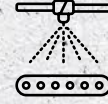
A2:
TRANSPORTATION
OF RAW MATERIALS
TO MANUFACTURER



A3:
MANUFACTURING



EXTRUSION



POWDER
COATED



C2:
TRANSPORTATION
TO WASTE PROCESSING



C1:
DECONSTRUCTION
AND DEMOLITION



A5:
CONSTRUCTION
INSTALLATION



C3:
WASTE PROCESSING
FOR REUSE, RECOVERY
AND/OR RECYCLING



C4:
DISPOSAL



D:
REUSE, RECOVERY
RECYCLING,
POTENTIAL

LCA INFORMATION

Declared unit: The declared unit is 1 kg of coated aluminium profiles, manufactured in Koulouri plant.

Goal and Scope: This EPD evaluates the environmental impacts of the production of 1 kg of coated aluminium profiles from **Cradle to gate (A1-A3)** with modules **A5, C1-C4 + D**.

Cut-off rules: The cut-off criteria adopted is as stated in “**EN 15804:2012+A2:2019**”. Where there is insufficient data or data gaps for a unit process, the cut-off criteria are 1% of the total mass of input of that process. The total of neglected input flows per module is a maximum of 5% of energy usage and mass. The cut-off rule was applied in some packaging materials wastes (paperboards, plastic films, wood and metal strips) and liquid wastes. Total mass of the excluded flows accounts for approximately 0,5% of the total mass. Furthermore, a cut-off was applied to the transportation of packaging materials to EXALCO manufacturing site, although their production was taken into account.

Co-product Allocation: Allocation rules have been performed in accordance with the requirements of **ISO 14044:2006**. Wherever possible, allocation was avoided by dividing the unit process to be allocated into two or more sub-processes and collecting the input and output data related to these sub-processes. Where allocation cannot be avoided, the inputs and outputs of the system were partitioned between its different products or functions in a way that reflects the underlying physical or economic relationships between them. According to **EN 15804:2012+A2:2019**, allocation in relation to economic values shall be applied when the difference on the amount of revenue earned by the original producer for each of the co-products is high (greater than 25%). When the contribution to the overall revenue is 1 % or less, it is regarded as very low and the impacts from the co-product production can be neglected. Mass allocation is applied to water and packaging materials based on the mass of the final products of each stage.

End-of-life Allocation: End-of-Life allocation generally follows the requirements of **ISO 14044 & EN 15804**.

The allocation of waste shall follow the polluter-pays principle that is made operational according to the following rules. Processes of waste processing shall be assigned to the product system that generates the waste until the end-of-waste state is reached. The system boundary to the subsequent product system is set where the waste (e.g., the discarded product) reaches the end-of-waste state, i.e., when the material has become a usable flow (e.g., for reuse, energy recovery and/or recycling). The end-of-waste state is reached when all the following criteria are fulfilled

- ▶ the recovered material or product (including, e.g., energy ware such as fuel, electricity and heat) is commonly used for specific purposes
- ▶ a market or demand, identified for example by a positive economic value, exists for such a recovered material or product
- ▶ the recovered material or product fulfils the technical require-

ments for the specific purposes for which it is used and meets the existing legislation and standards applicable to its use

- ▶ the use of the recovered material or product will not lead to overall adverse environmental or human health impacts, which shall be understood as content of hazardous substances below limit values in applicable legislation

The following rules indicate that, regarding the treatment of aluminium scrap from the manufacturing process (A3 module), only the transportation to the scrapyards and energy needed for scrap sorting shall be assigned to this product system. Furthermore, disposal or incineration of waste aluminium and coating powder in C4 module shall be fully assigned to this product system. For module C3, only the sorting of end-of-life aluminium scrap shall be included in the study.

Assumptions & data quality: For raw materials transportation, a EURO5 lorry 16-32 metric ton was utilized for road transportation and a bulk carrier for dry goods for sea transportation. For module C2, as a conservative assumption, a distance of 100 km transportation to waste processing sites is assumed. For modules C3+C4, according to the European Aluminium Association, 90% of the aluminium for building applications is being recycled while the rest 10% is being disposed/landfilled.


ISO 14044 was applied in terms of data collection and quality requirements. The impact of the production of raw materials recovered from Ecoinvent database v.3.9.1. The data concerning all input and output streams were provided by EXALCO S.A. and they were extracted from the company's ERP system (ATLANTIS), Energy Management Systems (for electricity and natural gas), invoices and electronic waste registry.

Regarding electricity mix, the latest (2022) national residual electricity mix as published in DAPEEP SA was utilized. The climate impact of electricity used in A3 module is 533,23 g CO₂ eq./kWh. The emission factor for natural gas is provided from National Inventory Report of 2022 for Greece. Background data for these stages are retrieved from Ecoinvent v.3.9.1+EN15804 add-on.

Geographical Scope: Worldwide

Time representativeness: Data obtained refers to the year 2023.

Software used: OpenLCA v.2.1



ENVIRONMENTAL PERFORMANCE

The estimated impact results are only relative statements, which do not indicate the endpoints of the impact categories, exceeding threshold values, safety margins and/or risks.

The results of modules A1-A5 are discouraged to be used without considering the results of module C.

Environmental impacts	Unit	A1-A3	A5	C1	C2	C3	C4	D
GWP-total	kg CO2 eq	6.41E+00	6.82E-02	0.00E+00	9.43E-03	3.63E-02	8.81E-03	-2.84E+00
GWP-fossil	kg CO2 eq	6.34E+00	6.93E-04	0.00E+00	9.41E-03	2.25E-02	8.77E-03	-2.76E+00
GWP-biogenic	kg CO2 eq	-3.81E-02	6.75E-02	0.00E+00	8.23E-06	1.37E-02	4.33E-05	-1.19E-02
GWP-luluc	kg CO2 eq	1.06E-01	9.85E-08	0.00E+00	4.57E-06	1.97E-05	4.42E-06	-7.06E-02
GWP-GHG¹	kg CO2 eq	6.45E+00	6.93E-04	0.00E+00	9.42E-03	2.25E-02	8.77E-03	-2.83E+00
ODP	kg CFC-11 eq	2.19E-07	3.86E-12	0.00E+00	2.05E-10	3.45E-10	5.65E-11	-8.44E-08
AP	mol H+ eq	4.23E-02	1.08E-06	0.00E+00	3.07E-05	1.23E-04	2.79E-05	-1.52E-02
EP-freshwater	kg P eq	3.50E-03	1.55E-08	0.00E+00	6.59E-07	7.16E-06	1.17E-06	-1.42E-03
EP-marine	kg N eq	6.10E-03	2.52E-06	0.00E+00	1.06E-05	4.62E-05	7.70E-06	-2.37E-03
EP-terrestrial	mol N eq	5.84E-02	4.36E-06	0.00E+00	1.11E-04	3.83E-04	8.21E-05	-2.06E-02
POCP	kg NMVOC eq	2.41E-02	1.65E-06	0.00E+00	4.59E-05	1.21E-04	2.86E-05	-9.34E-03
ADPe	kg Sb eq	6.31E-05	2.57E-10	0.00E+00	3.09E-08	3.67E-07	9.20E-09	3.67E-05
ADPf	MJ	9.91E+01	3.45E-03	0.00E+00	1.34E-01	2.66E-01	6.62E-02	-4.32E+01
WDP²	m3 eq	9.27E+00	1.44E-05	0.00E+00	6.59E-04	4.46E-03	7.33E-04	-5.83E+00

¹GWP-GHG indicator includes all greenhouse gases included in GWP-total but excludes biogenic carbon dioxide emissions and uptake and biogenic carbon stored in the product, with characterization factors (CFs) based on IPCC (2013).

² The results of this environmental impact indicators of ADPf, ADPe and WDP shall be used with care as the uncertainties of these results are high or as there is limited experienced with the indicator.

ENVIRONMENTAL PERFORMANCE

Resource use	Unit	A1 - A3	A5	C1	C2	C3	C4	D
PERE	MJ	3.01E+01	4.31E-05	0.00E+00	2.07E-03	2.64E-02	3.81E-03	-1.81E+01
PERM	MJ	0.00E+00	0.00E+00	0.00E+00	0.00E+00	0.00E+00	0.00E+00	0.00E+00
PERT	MJ	3.01E+01	4.31E-05	0.00E+00	2.07E-03	2.64E-02	3.81E-03	-1.81E+01
PENRE	MJ	9.52E+01	3.14E-03	0.00E+00	1.23E-01	2.50E-01	6.24E-02	-4.17E+01
PENRM	MJ	3.92E+00	3.03E-04	0.00E+00	1.17E-02	1.58E-02	3.85E-03	-1.47E+00
PENRT	MJ	9.91E+01	3.45E-03	0.00E+00	1.34E-01	2.66E-01	6.62E-02	-4.32E+01
SM	kg	7.64E-01	2.14E-06	0.00E+00	1.46E-04	8.75E-01	1.04E-04	4.07E-01
RSF	MJ	4.13E-02	4.26E-07	0.00E+00	3.93E-05	6.24E-04	3.17E-05	-8.48E-03
NRSF	MJ	1.11E-01	1.13E-06	0.00E+00	7.72E-05	7.49E-04	1.15E-04	-1.12E-02
FW	m ³	2.09E-01	3.51E-06	0.00E+00	1.60E-05	1.12E-04	5.18E-05	-1.23E-01

Output flows and waste categories	Unit	A1 - A3	A5	C1	C2	C3	C4	D
HWD	kg	1.21E+00	3.31E-06	0.00E+00	1.25E-04	1.24E-03	1.35E-03	-7.08E-01
NHWD	kg	4.57E-01	1.87E-02	0.00E+00	6.40E-03	1.76E-02	1.48E-01	-1.46E-01
RWD	kg	3.41E-04	7.70E-10	0.00E+00	4.34E-08	6.07E-07	6.11E-08	-2.07E-04
CRU	kg	1.33E-20	2.87E-25	0.00E+00	-5.36E-24	-5.51E-23	1.82E-22	-1.18E-20
MFR	kg	9.01E-02	1.61E-06	0.00E+00	1.32E-04	1.39E-03	7.35E-05	-2.02E-02
MER	kg	0.00E+00	0.00E+00	0.00E+00	0.00E+00	0.00E+00	0.00E+00	0.00E+00
EE	MJ	0.00E+00	0.00E+00	0.00E+00	0.00E+00	0.00E+00	0.00E+00	0.00E+00

Additional impacts	Unit	A1 - A3	A5	C1	C2	C3	C4	D
PM	Disease incidence	4.25E-07	2.34E-11	0.00E+00	7.49E-10	2.06E-09	4.57E-10	-2.12E-07
IRP ³	kBq U235 eq	1.29E+00	3.24E-06	0.00E+00	1.79E-04	2.38E-03	2.51E-04	-7.81E-01
ETP-FW	CTUe	3.31E+01	1.94E-03	0.00E+00	6.59E-02	1.86E-01	7.94E-01	-7.71E+00
HTP-c	CTUh	1.62E-08	7.33E-14	0.00E+00	4.29E-12	2.94E-11	4.02E-12	-8.94E-09
HTP-nc	CTUh	2.01E-07	1.81E-12	0.00E+00	9.47E-11	5.83E-10	5.53E-11	-4.47E-08
SQP	dimensionless	1.61E+01	7.19E-03	0.00E+00	7.94E-02	8.25E-01	9.38E-02	-4.48E-01

³ Ionizing radiation potential (IRP) impact category deals mainly with the eventual impact of low dose ionizing radiation on human health of the nuclear fuel cycle. It does not consider effects due to possible nuclear accidents, occupational exposure nor due to radioactive waste disposal in underground facilities. Potential ionizing radiation from the soil, from radon and from some construction materials is also not measured by this indicator.

INTERPRETATION

+ 3.64%
Transportation

+ 4.85%
Powder & Chemicals


+ 9.60%
Electricity & Fuels

+ 82.45%
Aluminium production

- 0.54%
Packaging & Waste treatment

Contribution of each stream in the GWP indicator

As it is presented above, aluminium production contributes the most for the production of extruded aluminium profiles, accounting for 82,45%. Production of electricity and fuels (and direct emissions due to combustion) is responsible for 9,60% of the total global warming impact while coating powder/chemicals production and transportation of raw materials contribute 4,85% and 3,64%. Negative contribution of packaging occurs due to biogenic carbon content of packaging materials.



PROGRAMME RELATED INFORMATION

Programme:	The International EPD System
Address:	Box 210 60, SE-100 31, Stockholm, Sweden
Website:	www.environdec.com
Email:	info@environdec.com

Accountabilities for PCR, LCA and third-party verification

Product Category Rules (PCR)

PCR 2019:14 v.1.3.4 Construction products. EPD System.

PCR review was conducted by: The Technical Committee of the International EPD® System. See www.environdec.com/TC for a list of members. Review chair: Claudia A. Peña, University of Concepción, Chile. The review panel may be contacted via the Secretariat www.environdec.com/contact

Life Cycle Assessment (LCA)

LCA Accountability:



ENVIROMETRICS S.A.

3 Kodrou str., 152 32, Athens, Greece

email: info@envirometrics.gr

www.envirometrics.gr

Owner of the EPD:



EXALCO Aluminium systems S.A.

5th klm. Old Nat. Rd Larissa-Athens, PC 415 00, Greece

info@exalco.gr

<https://www.exalco.gr>

Third party verification:

Independent third-party verification of the declaration and data, according to ISO 14025:2006, via:

Third party verification:

Prof. Vladimír Kočí, PhD, LCA Studio, Czech Republic



Procedure for follow-up during EPD validity involves third party verifier Yes / No

ADDITIONAL INFORMATION

The EPD owner has the sole ownership, liability, and responsibility of the EPD.

EPDs within the same product category but registered in different EPD programmes may not be comparable. For two EPDs to be comparable, they must be based on the same PCR (including the same version number) or be based on fully-aligned PCRs or versions of PCRs; cover products with identical functions, technical performances and use (e.g. identical declared/functional units); have equivalent system boundaries and descriptions of data; apply equivalent data quality requirements, methods of data collection, and allocation methods; apply identical cut-off rules and impact assessment methods (including the same version of characterization factors); have equivalent content declarations; and be valid at the time of comparison.

DIFFERENCIES FROM PREVIOUS VERSIONS

DATE	VERSION HISTORY
2023-04-07	Version 1
2024-07-23	Version 2: An update based on data obtained for 2023 was made

REFERENCES

- **General Programme Instructions** of the International EPD® System. Version 4.0, 2021-03-29
- **PCR 2019:14** v.1.3.4 Construction products. EPD System.
- **EN 15804:2012+A2:2019/AC**, Sustainability of construction works - Environmental Product Declarations — Core rules for the product category of construction products
- **ISO 14020:2000** Environmental labels and declarations - General principles
- **ISO 14025:2006** Environmental labels and declarations - Type III environmental declarations - Principles and procedures
- **ISO 14040:2006** Environmental management - Life cycle assessment - Principles and framework
- **ISO 14044:2006** Environmental management - Life cycle assessment - Requirements and guidelines
- **Ecoinvent / Ecoinvent Centre**, www.Eco-invent.org
- **Residual Energy Mix 2022** from Renewable Energy Sources Operator & Guarantees of Origin (DAPEEP SA)
- **TACKLING RECYCLING ASPECTS IN EN15804** - Christian Leroy, Jean-Sebastien Thomas, Nick Avery, Jan Bollen, Ladji Tikana
- **CIRCULAR ALUMINIUM ACTION PLAN**, A strategy for achieving aluminium's full potential for circular economy by 2030, European Aluminium Association, April 2020
- **National Inventory Report for Greece**

LIST OF ABBREVIATIONS

GWP-total	Global Warming Potential total
GWP-fossil	Global Warming Potential fossil
GWP-biogenic	Global Warming Potential biogenic
GWP-luluc	Global Warming Potential land use and land use change
ODP	Ozone Depletion Potential
AP	Acidification Potential
EP-freshwater	Eutrophication potential, fraction of nutrients reaching freshwater end compartment
EP-marine	Eutrophication Potential fraction of nutrients reaching marine end compartment
EP-terrestrial	Eutrophication potential, Accumulated Exceedance
POCP	Formation potential of tropospheric ozone photochemical oxidants
ADPe	Abiotic depletion potential for non-fossil resources
ADPf	Abiotic depletion potential for fossil resources
WDP	Water use
PERE	Use of renewable primary energy excluding resources used as raw materials
PERM	Use of renewable primary energy resources used as raw materials
PERT	Total use of renewable primary energy resources
PENRE	Use of non-renewable primary energy excluding resources used as raw materials
PENRM	Use of non-renewable primary energy resources used as raw materials
PENRT	Total use of non-renewable primary energy resources
SM	Use of secondary material
RSF	Use of renewable secondary fuels
NRSF	Use of non-renewable secondary fuels
FW	Use of net fresh water
HWD	Hazardous waste disposed
NHWD	Non-hazardous waste disposed
RWD	Radioactive waste disposed
CRU	Components for re-use
MFR	Materials for recycling
MER	Materials for energy recovery
EE	Exported Energy
PM	Particulate matter emissions
IRP	Ionizing radiation, human health
ETP-FW	Ecotoxicity, freshwater
HTP-c	Human toxicity, cancer
HTP-nc	Human toxicity, non-cancer
SQP	Land use related impacts/Soil quality





EXALCO S.A.

5th Km Old National Rd Larissa - Athens, Larissa - GREECE

T. +30 2410 688 688 / F. +30 2410 688 530 / E. info@exalco.gr / www.exalco.gr